



1 PREPARE 2 TREAT 3 MAINTAIN

# DIAMOND OIL ACTIVE

## APPLICATION AREA

Diamond Oil Active is for untreated, new, or newly-sanded wooden surfaces. Ideal for all species of wood.

The oil is for those who appreciate an incredibly high level of quality when oiling wooden floors.

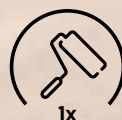
## RESULT

Diamond Oil Active ensures a comfortable, non-slip surface that is extremely water-repellent and easy to clean and maintain.

The oil is made from the absolutely finest quality materials and has a solid matter content of >90%.

## Product information

Coverage: 215-270 SF/L  
Packaging: 250 ml, 1 L & 2.5 L  
Available in 9 colours



## One coat system

One-layer full protection. High resistance to liquids, scratches and marks.



## Fast drying

Dries just as fast as 2K oil/fully hardened in 5 days and ready for cleaning with water.




## Natural solution

Isocyanate free and assures a minimum of waste. Gives the wood a beautiful breathable surface.



## Easy to maintain

No special tools required. Just use the standard WOCA system.





# HOW TO...

## ...DO THE BASIC TREATMENT OF WOODEN FLOORS

### Tools

- Either polishing machine or doodlebug for the manual finishing
- Paint roller and cotton cloths
- Clean tools with Solvent

### Preparation

The floor must be free of dirt, grease, wax and sanding residue. Previously treated floors should be sanded down to bare wood with grit 120-150. Vacuum thoroughly. Wash the floor with WOCA Intensive Wood Cleaner and leave the floor to dry for at least 8 hours before applying the oil.

It is important that the product, the room and the floor are at a temperature between 59°F and 86°F and that air humidity is approx. 50%. Wood humidity must not exceed 12%. Make sure that

the room is well-ventilated for optimal evaporation and drying time.

### Risk of self-ignition!




Due to the risk of self-ignition it is important that sanding dust and oil wetted cloths are soaked in water and disposed of in a tightly closed container after use.

### Please note

Do not expose the floor to water or clean it for the first 3-5 days while the oil is hardening.

### Maintenance and cleaning

For the cleaning, we recommend using WOCA Natural Soap or WOCA Oil Refreshing Soap, and for the maintenance we recommend using WOCA Maintenance Oil Diamond Active.



## INSTRUCTIONS

- 1 Thoroughly shake the container of Diamond Oil Active, both before and during use. Containers with different batch numbers should be mixed to avoid colour mismatch. Apply the oil using a short-bristled paint roller [3-4 mm] in an even coat.
- 2 Leave the oil to penetrate for 10-15 min. If the oil soaks quickly into the wood, apply more oil.
- 3 Rub the oil into the wood until the floor appears saturated. Use a buffing machine with a white or beige pad.
- 4 Remove excess oil with dry, lint-free cotton cloths or pads until the surface no longer appears wet.
- 5 If an extra-attractive finish and resistance is desired, the floor can be repolished with 1 dl Diamond Oil Active per 10m<sup>2</sup> within 6-12 hours of the first application. The oil should be polished thoroughly, as described in 4+5.
- 6 The floor can be used with caution after 24 hours.
- 7 Clean tools with WOCA Solvent or Turpentine.